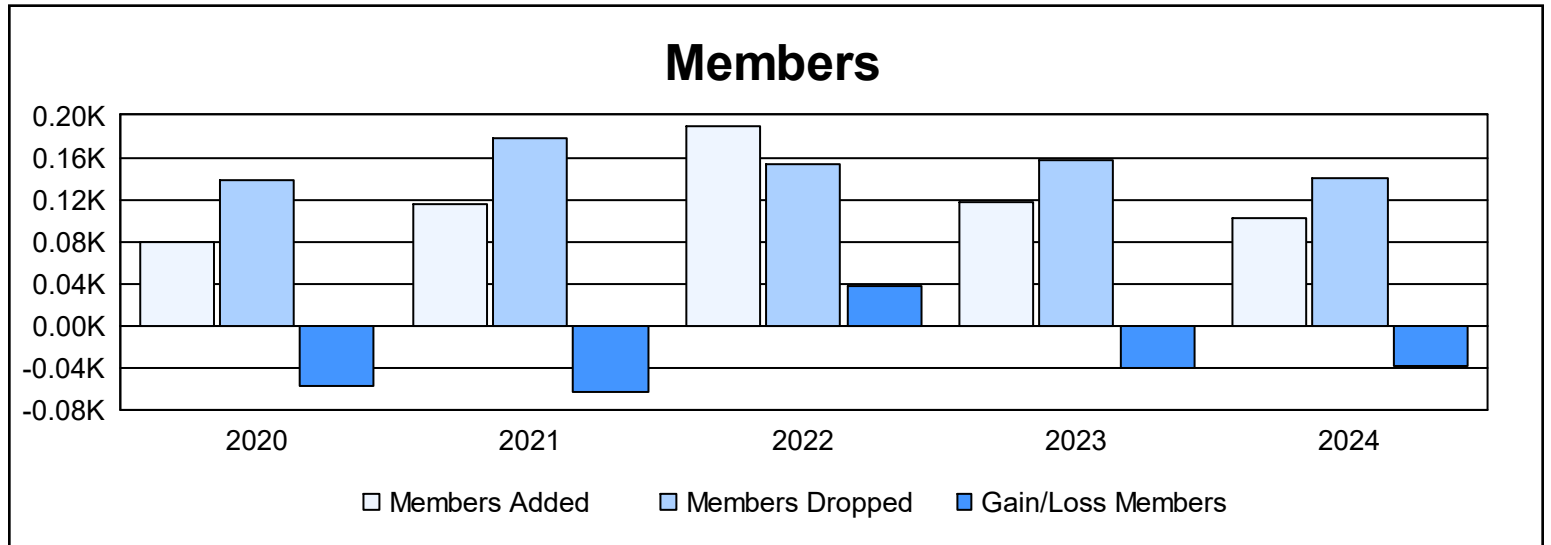
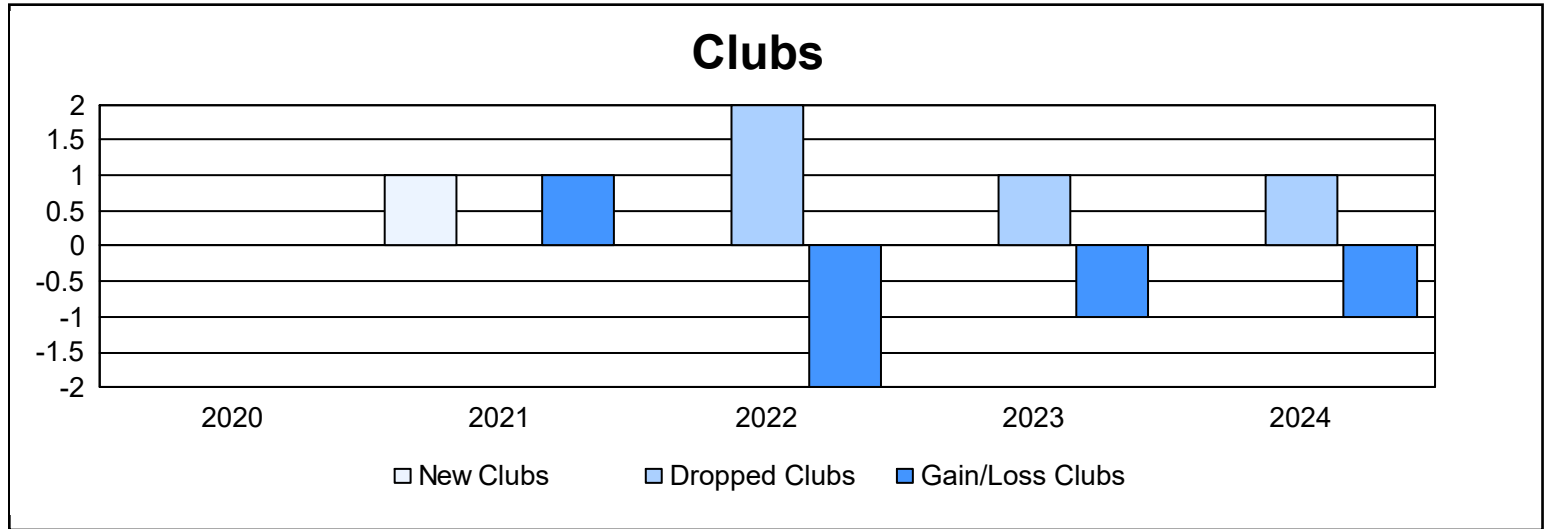
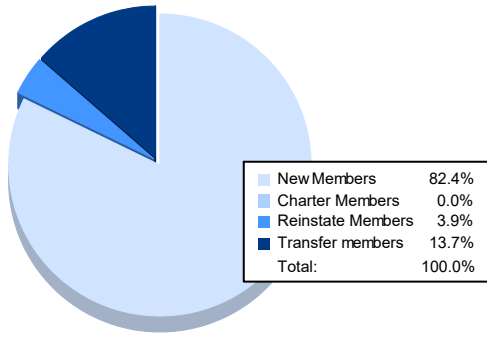


Year	New Clubs	Dropped Clubs	Gain/ Loss Clubs	New Members	Charter Members	Reinstate Members	Transfer Members	Total Member Added	Total Members Dropped	Gain/ Loss Members
2019-2020	0	0	0	72	0	4	4	80	138	-58
2020-2021	1	0	1	78	18	7	12	115	179	-64
2021-2022	0	2	-2	171	1	9	9	190	153	37
2022-2023	0	1	-1	101	1	7	8	117	158	-41
2023-2024	0	1	-1	84	0	4	14	102	141	-39
<b>Average</b>	<b>0</b>	<b>1</b>	<b>-1</b>	<b>101</b>	<b>4</b>	<b>6</b>	<b>9</b>	<b>121</b>	<b>154</b>	<b>-33</b>



### Membership Composition June 2024 Cumulative



### Gender Composition June 2024 Cumulative

